

fast moving trains to overtake the slow moving trains in the same direction. Many other facilities like goods platform, a goods shed, station building, a shunting track and a sand hump are also provided as shown in Figs. 18.5 and 18.6.

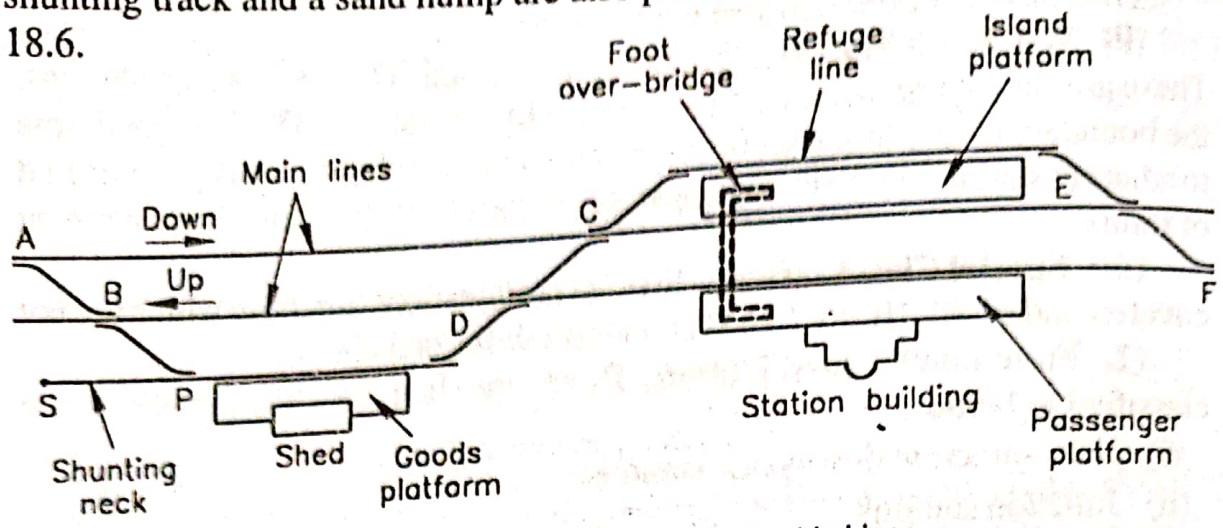


Fig. 18.5. A Wayside Station on a Double Line.

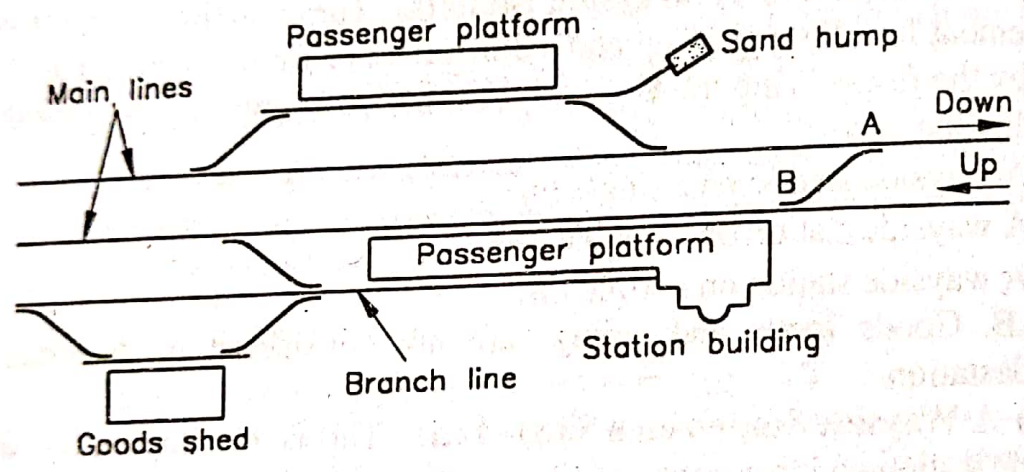


Fig. 18.6. A Double-line Wayside Station with Goods Siding and Dock Platform.

(iii) **A Wayside Station on a Triple line.** In case of three lines station, generally, a main line consists of two loops on either side. In this arrangement, for simultaneous reception, all up trains should be received on one loop and all down trains on the other. In three line stations, one platform is generally provided because the use of two platforms will necessitate the provision of foot-over bridge for passengers (as shown in Fig. 18.6). Other facilities to be provided are shown in Figs. 18.7, 18.8, 18.9.

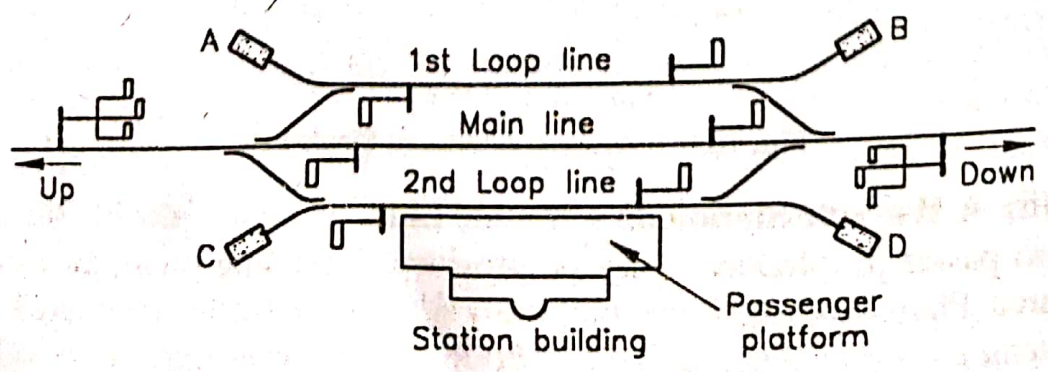


Fig. 18.7. A Three-line Wayside Station for Simultaneous Reception.